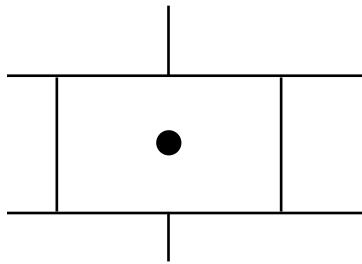


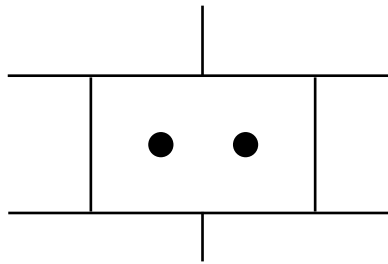
DETAILPLANUNG

DÜBELSCHEMATA DETAIL 2.4.1

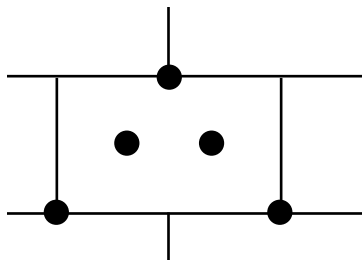
MULTIPOR TOPWALL
 statisch relevant gedübelt



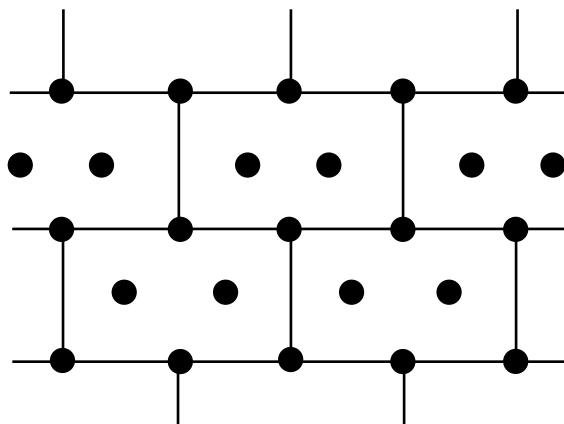
1 Dübel / Platte
 (\triangleq 4,27 Dübel/m²)



2 Dübel / Platte
 (\triangleq 8,55 Dübel/m²)



3 Dübel / Platte
 (\triangleq 12,82 Dübel/m²)



4 Dübel / Platte
 (\triangleq 17,08 Dübel/m²)

Das Dübelschema gilt für Dämmplattenformate von ≤ 600 mm x ≤ 390 mm.